

Baked Pork Chops with Apple Stuffing

This recipe serves: 4

Preparation time: 15 minutes

Cooking time: 25 minutes

Ingredients

4 pork loin chops

salt to taste

freshly ground black pepper

2 tablespoons olive oil

1 medium yellow onion, chopped

1/4 cup chopped celery

2 tart apples (such as Granny Smith), peeled, cored and chopped

1 1/2 cups bread cubes

1/4 cup chopped fresh parsley

1/4 cup apple cider

1 tablespoon Dijon mustard

Cooking Instructions

1. Preheat the oven to 350° F.

2. Heat 1 tablespoon of olive oil in a heavy skillet over medium-high heat. Season the pork chops with salt and pepper and brown them on both sides, about 2 minutes per side.


3. Transfer the pork chops to a baking dish, turn the heat to medium and add the remaining olive oil to the skillet. Add the onion and celery and cook until the vegetables are soft. Add the apple and cook for 5 minutes more.

4. Add the bread cubes and parsley and remove from heat. Stir in just enough cider to moisten the mixture and season with salt and pepper.


5. Spread the mustard on top of each chop. Divide the stuffing mixture among the chops and pat it onto the mustard.

6. Bake the chops until they are fully cooked and the stuffing is nicely browned, about 20 minutes.

Nutrition Facts




Serving Size 4




Amount Per


Serving
Calories 364




Total Fat 12 g



Saturated Fat 3 g



Protein 33 g



Total


Carbohydrate 31 g



Dietary Fiber 4 g




Sodium 284 mg




Percent Calories

from Fat 30%



Percent Calories

from Protein 36%



Percent Calories

from Carbohydrate 34%